




Excellence Comes In Many Colors

Painting is one of the most important steps in the model-making process, and quality coloring can really make-or-break a model. Beautiful glossy finish is perfect for display models, while down-and-dirty rally cars and motorcross bikes have to look like they mean it. Tamiya Color paints are available in bottled or spray form in as many as 9 different types. Unique items like pen-type paint markers, Weathering Stick and Weathering Master offer the easiest way to achieve realistic finishing effects.



BOTTLED PAINT

High quality bottled paints offer a wide variety of colors, perfectly suited for finishing plastic models with superb detail and accuracy. Water-soluble acrylic resins as well as versatile enamel paints are available. A selection of polycarbonate paints has been specially designed for use with clear R/C car bodies.



● Available only for acrylic paint mini.
Images are ink reproductions, and may differ from actual colors.



TAMIYA COLOR
ACRYLIC PAINT MINI 10ml

These handy 10ml bottles of paint for hobby use are made from completely safe water-soluble acrylic resins. They can be used on most common model plastics such as styrol resin and styrofoam. Prior to curing, paint can be washed away with plain water. Series offers choice of glossy, matte or translucent finishes plus a special thinner and flat base.



TAMIYA COLOR
ACRYLIC PAINT 23ml

Tamiya Acrylic Paints are made from water-soluble acrylic resins and are excellent for either brush or airbrush painting. These paints can be used on wood and on most model plastics. Paint covers surfaces well, flows smoothly with no blotching or fading, and can be blended easily. Each bottle contains 23ml. Series offers choice of glossy, matte or translucent finishes plus a special thinner and flat base.

OVERPAINTING COMPATIBILITY GUIDE

OVERCOAT UNDERCOAT	ACRYLIC	ENAMEL	LACQUER
ACRYLIC	○※1	○	×
ENAMEL	○	○※1	×
LACQUER	○	○	○※1

※1 When painting multiple coats of the same kind of paint, be careful not to rub too hard with brush.

ENAMEL
PAINT
THINNER



ACRYLIC
PAINT
THINNER



Spray painting is the perfect way to achieve an even finish on large surface areas. Paint is designed to dry quickly, facilitating your model work. Lineup includes spray colors designed to capture the subtle gradations seen on aircraft models, as well as to enhance the 3-D effect of model scenery.



-
- The chart displays 100 color swatches, each labeled with a code and a name. The labels are as follows:
- TS1: RED BROWN
 - TS2: DARK GREEN
 - TS3: DARK YELLOW
 - TS4: GERMAN GREY
 - TS5: OLIVE DRAB
 - TS6: MATT BLACK
 - TS7: RACING WHITE
 - TS8: ITALIAN RED
 - TS9: BRITISH GREEN
 - TS10: FRENCH BLUE
 - TS11: MAROON
 - TS12: ORANGE
 - TS13: CLEAR
 - TS14: BLACK
 - TS15: BLUE
 - TS16: YELLOW
 - TS17: GLOSS ALUMINUM
 - TS18: METALLIC RED
 - TS19: METALLIC BLUE
 - TS20: METALLIC GREEN
 - TS21: GOLD
 - TS22: LIGHT GREEN
 - TS23: LIGHT BLUE
 - TS24: PURPLE
 - TS25: PINK
 - TS26: PURE WHITE
 - TS27: MATT WHITE
 - TS28: OLIVE DRAB 2
 - TS29: SEMI GLOSS BLK
 - TS30: SILVER LEAF
 - TS31: BRIGHT ORANGE
 - TS32: FAZE GREY
 - TS33: DILL RED
 - TS34: CAMEL YELLOW
 - TS35: DARK GREEN
 - TS36: FLORESCENT RED
 - TS37: LAVENDER
 - TS38: GUN METAL
 - TS39: MICA RED
 - TS40: METALLIC BLACK
 - TS41: CORAL BLUE
 - TS42: LIGHT GUN METAL
 - TS43: RACING GREEN
 - TS44: BRILLIANT BLUE
 - TS45: PEARL WHITE
 - TS46: LIGHT SAND
 - TS47: CHROME YELLOW
 - TS48: GLASSHIP GREY
 - TS49: BRIGHT RED
 - TS50: MICA BLUE
 - TS51: RACING BLUE
 - TS52: CANDY LIME GREEN
 - TS53: DEEP METALLIC BLUE
 - TS54: LIGHT METALLIC BLUE
 - TS55: DARK BLUE
 - TS56: BRILLIANT ORANGE
 - TS57: BLUE VIOLET
 - TS58: PEARL LIGHT BLUE
 - TS59: PEARL LIGHT RED
 - TS60: PEARL GREEN
 - TS61: NATO GREEN
 - TS62: NATO BROWN
 - TS63: NATO BLACK
 - TS64: DARK MICA BLUE
 - TS65: PEARL CLEAR
 - TS66: UN. GRAY (RUE ARSENAL)
 - TS67: UN. GRAY (GABRO ARSENAL)
 - TS68: WOODEN DECK TAY
 - TS69: LINOLEUM DECK BROWN
 - TS70: OLIVE DRAB (TGS0)
 - TS71: SMOKE
 - TS72: CLEAR BLUE
 - TS73: CLEAR ORANGE
 - TS74: CLEAR RED
 - TS75: CHAMPAGNE GOLD
 - TS76: MICA SILVER
 - TS77: FLAT FLESH
 - TS78: FIELD GREY
 - TS79: SEMI GLOSS CLEAR
 - TS80: FLAT CLEAR
 - TS81: ROYAL LIGHT GRAY
 - TS82: RUBBER BLACK
 - AS1: DARK GREEN
 - AS2: LIGHT GRAY
 - AS3: GRAY GREEN
 - AS4: GRAY VIOLET
 - AS5: LIGHT BLUE
 - AS6: OLIVE DRAB
 - AS7: NEUTRAL GRAY
 - AS8: NAVY BLUE
 - AS9: DARK GREEN
 - AS10: OCEAN GREY
 - AS11: MEDIUM SEA GREY
 - AS12: BARE-METAL SILVER
 - AS13: GREEN
 - AS14: OLIVE GREEN
 - AS15: TAN
 - AS16: LIGHT GRAY
 - AS17: DARK GREEN (IA)
 - AS18: LIGHT GRAY (IA)
 - AS19: INTERMEDIATE BLUE (US NAVY)
 - AS20: (US) NAZKA WHITE (US NAVY)
 - AS21: DARK GREEN 2 (UN)
 - AS22: DARK EARTH
 - AS23: LIGHT GREEN (LUFT WAFFE)
 - AS24: DARK GREEN (LUFT WAFFE)
 - AS25: DARK GHOST GRAY
 - AS26: LIGHT GHOST GRAY
 - AS27: GLASSHIP GRAY 2
 - AS28: MEDIUM GRAY
 - AS29: GRAY-GREEN (UN)



These cans of spray paint are extremely useful for painting large surfaces. The paint is a synthetic lacquer that cures in a short period of time. Each can contains 100ml of paint, which is enough to fully cover 2 or 3, 1/24 scale sized car bodies. Wide selection of colors includes gloss types as well as subtler shades designed for military vehicle and ship models. Use TS65 Pearl Clear to give completed works a pearl color finish.



The bright tones of these spray paints are ideal for decorating Tamiya's Mini 4WD cars. With a new special formula of propellant and paint, the risk of paint running has been considerably reduced. Colors provide a glossy, even finish and are highly recommended not only for skilled modelers but also for those who have never tried spray painting. Each can contains 90ml of quick-drying synthetic lacquer paint.



These spray paints are specially developed to provide the subtle shades necessary for finishing aircraft models. Ready-made spray cans remove the need to mix your own colors for the ultimate in convenience. Colors are formulated to provide the authentic tones found on historical and modern military aircraft. Each can contains 100ml of synthetic lacquer paint.



Use these paints to obtain realistic 3-D effects in a quick and easy manner. Specially composed synthetic resin spray is effective for creating scenery or model train dioramas. Use White Snow for winter scenes and Green Grass for grass and greenery. Beige Sand is perfect for deserts, while Grey Mud can be used to depict mud and gravel. Each can contains 100ml.



-

Images are ink reproductions, and may differ from actual colors.

POLYCARBONATE SPRAY PAINT

These spray paints were specially developed for decorating transparent polycarbonate R/C car bodies. Paint the body from the inside for a smooth and even finish. May be used in combination with bottled polycarbonate paints.

●Tamiya Color Spray For Polycarbonate 100ml (PS)



When applying Tamiya Color Spray for Polycarbonate on top of bottled Tamiya Color for Polycarbonate paint, be sure to spray a little bit at a time.



TAMIYA COLOR SPRAY FOR POLYCARBONATE 100ml

Specially developed spray paint for finishing clear polycarbonate R/C car bodies. Each can contains 100ml of paint, enough for multiple paintings. Paint the body from the inside, keeping the can about 30cm from the surface. Small details may be brush painted beforehand using Tamiya bottle paints for polycarbonate. These paints are impervious to oil and fuels, and can be safely used on gas-powered R/C bodies.

Translucent Color (PS 36-40, 42-45)

Paints designed to achieve translucent frosted glass look on polycarbonate bodies. Use Translucent Red, Blue, Light Blue, Pink, Yellow, Orange, Green and Purple in combination with Bright Silver to achieve deep mica color effect. Use Translucent Silver in combination with normal colors for shiny metallic color finish.

Iridescent Color (PS 46,47)

Shimmering polycarbonate colors which change with movement and angle from which they are viewed. PS46 reproduces purple and green, while PS47 depicts pink and gold. Nothing beats an R/C car which changes color as it negotiates turns. Use in combination with PS5 Black to draw out vivid coloration.

WEATHERING MASTER SETS



HOW TO WEATHER YOUR MODEL:

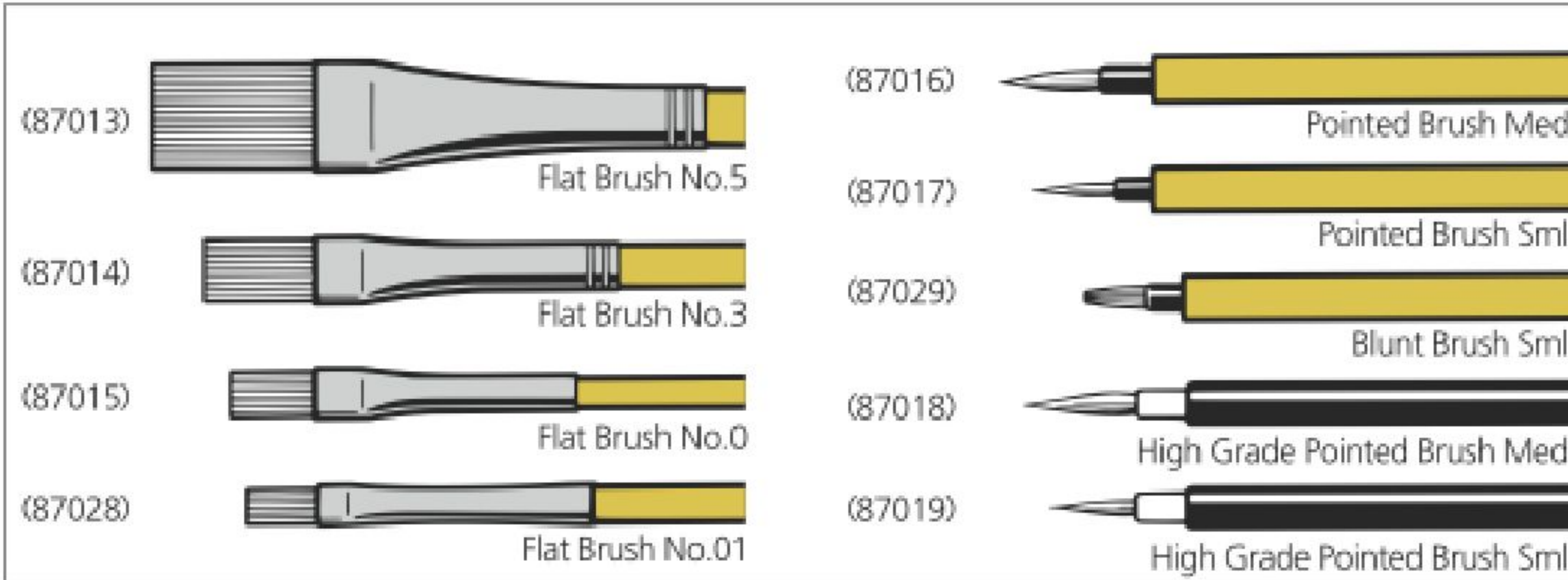


Each set contains 3 colors that are specially designed for adding realistic weathering effects to your scale models. Combine different colors to achieve realistic weathering on your model. See images below for examples.




See page 6 for a complete list of Weathering Master Sets!

FINISHING MATERIALS



MODELING BRUSHES

Tamiya brushes feature horsehair bristles and wood handles designed to reduce strain on the hand. Offers choice of 4 flat brushes to use for painting large areas and 3 pointed brushes good for detailing. High grade pointed brushes, available in small and medium sizes, are made from sable hair and feature bamboo handle for high quality design and finish.



MODELING BRUSH PRO POINTED BRUSH

Tamiya presents 4 high quality pointed brushes using Kolinsky Sable hair, the leading hair for artist's brushes. Kolinsky Sable hair has the favorable characteristics of being a flexible soft hair, that is also highly durable and naturally forms a fine point.



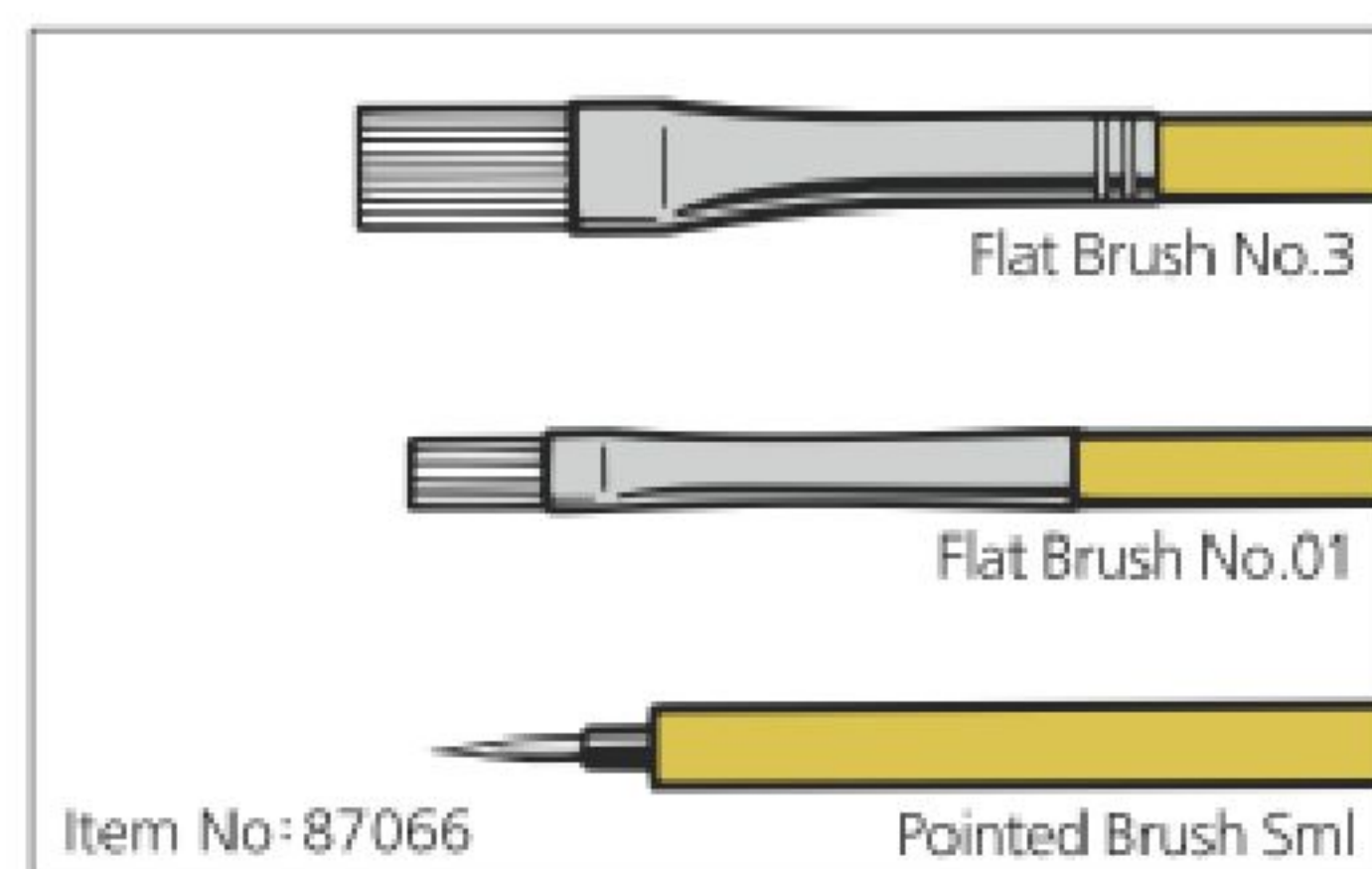
EXTRA-THIN CEMENT (40ml)

This extra-thin cement has been designed to easily flow into the space between two plastic pieces. No crevice is too small for this easy-flowing liquid glue. Cement provides stable and firm hold for plastic parts. 40ml bottle includes pointed brush on cap.



EPOXY PUTTY (SMOOTH SURFACE)

Mix white putty with light blue hardener to produce high quality epoxy sculpting putty that is specially formulated to dry with an extremely smooth finish. Putty will dry in about 12 hours at room temperature, leaving plenty of time to sculpt into shape.



MODELING BRUSH BASIC SET

We've chosen the most commonly used brushes and offer them in a convenient set. Set features 3 brushes, including Flat Brush No.3 (width 8mm), Flat Brush No.01 (width 2.5mm) and Pointed Brush Small.



CA CEMENT (QUICK TYPE)

Specially designed quick-hardening cement is perfect for rapidly fixing both plastic and metal parts. Container features one-push type applicator designed to apply cement one drop at a time for easy and precise application. Comes with 2 micro nozzles.



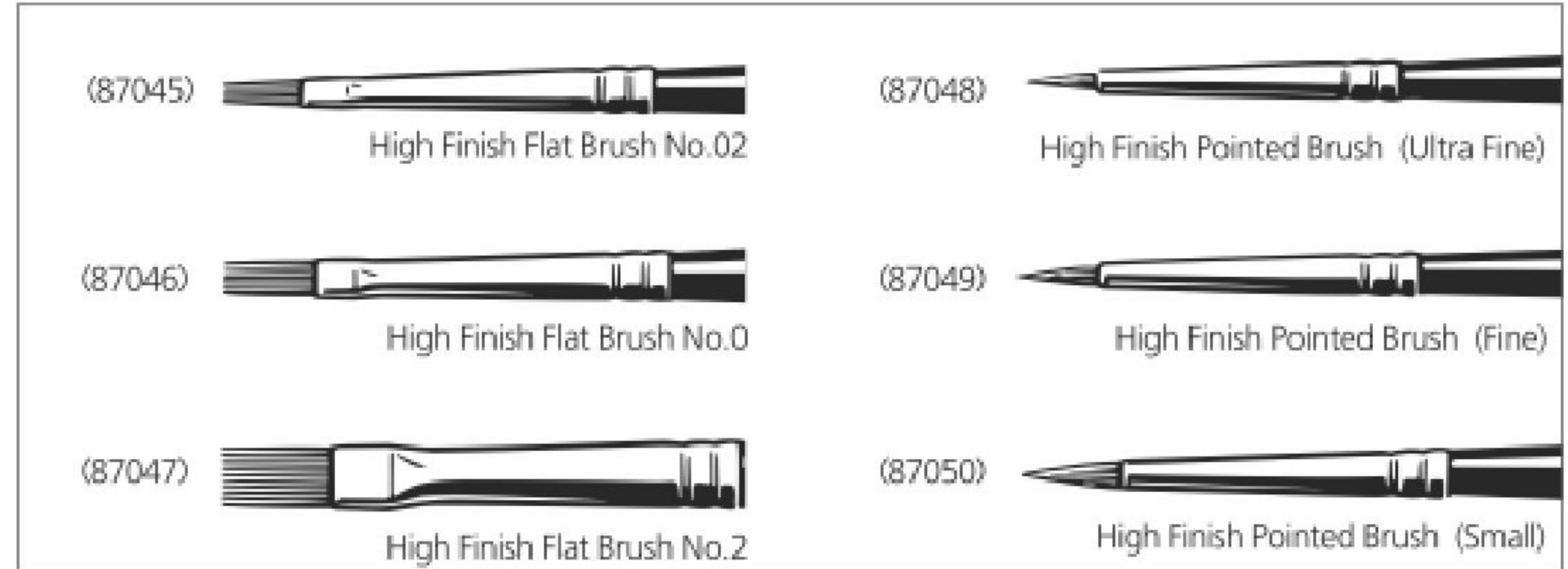
PUTTY (BASIC TYPE/WHITE)

Perfect for filling holes and gaps between parts as well as simple repairs. Can be easily shaped after hardening for customization and detail work.



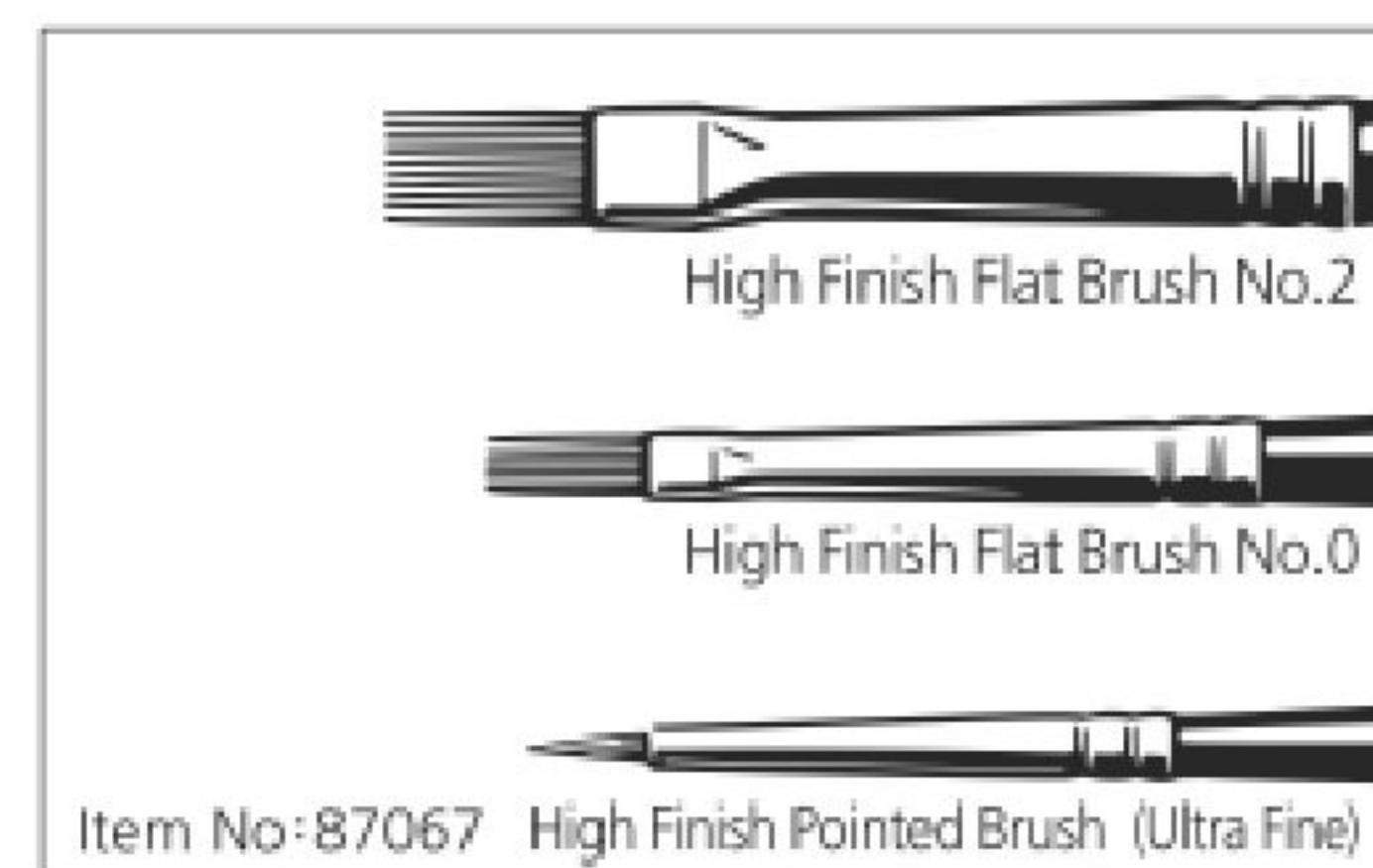
LIQUID SURFACE PRIMER (40ml/WHITE 40ml)

Apply liquefied putty with modeling brush to smooth over small scratches and rough areas to get that perfect finish. Available in light gray and white.



HF MODELING BRUSHES

High Finish brushes feature specially designed resin bristles for use with plastic model paint. Strong yet flexible bristles maintain their shape for long working life. Choose from 3 flat brushes designed for painting large areas and 3 pointed brushes suitable for painting figures, markings and other fine details.



MODELING BRUSH HF STANDARD SET

High Finish brushes feature flexible, soft hair that naturally forms a fine point. Standard Set features 3 brushes, including Flat Brush No.0 (width 4mm), Flat Brush No.2 (width 6mm) and Pointed Brush (Ultra Fine).



CA CEMENT (GEL TYPE)

Gel type quick-hardening cement is ideal for attaching small parts and delicate photo-etched metal parts. Hardening time allows a window for any last minute position adjustments. Contains 3g of cement.



POLYESTER PUTTY (120g/40g)

Mix putty and hardener together to form a quick-hardening material that can be used for many hobby and craft applications. Dries in a yellow color.



CEMENT (20ml/40ml)

This is liquid type plastic cement that works on plastic models as well as plastic boards and other similar materials. Hexagonal 20ml bottle includes paste brush on cap for easy application.



LIGHT CURING PUTTY

Light-Curing Putty will cure in approx. 1 minute when exposed to direct sunlight, or in approx. 2 minutes under fluorescent light (27W). Compared to conventional polyester based putties, Light-Curing Putty displays almost no shrinking when drying.



EPOXY PUTTY (QUICK TYPE)

Tamiya's epoxy putty has earned the trust of modelers everywhere with its smooth finish and ease-of-application. 2 part epoxy putty, consisting of white putty and beige hardening component, will dry in 5 to 6 hours at room temperature.



SURFACE PRIMER FOR PLASTIC & METAL/SURFACE PRIMER L (GRAY)

Use this spray surface primer to provide even and fine textured undercoat for models. Use of putty and other modifications can leave rough spots and surface imperfections that must be addressed before painting. Comes in 110ml or L size 180ml cans.



FINE SURFACE PRIMER L (WHITE/L. GRAY)

Use to create a fine-textured undercoat to prepare for painting. Available in white and light gray. Can contains 180ml.



Item No:87061

METAL PRIMER

Aluminum, photo-etched, die-cast and pressed metal parts increase realism and strength of plastic models. This handy spray primer for treating metallic parts will not dissolve plastic. Applied as undercoat, it will prevent paint from peeling off metal parts.



- Finishing Abrasives Med Set (87009)
- Finishing Abrasives Fine Set (87010)
- Finishing Abrasives Ultra Fine Set (87024)

FINISHING ABRASIVES (SET)

Choice of 3 sets of assorted sandpaper. Medium Set is perfect for wood texturing. Fine Set is designed for use with plastic and metal parts. Ultra Fine Set is suited for finishing painted surfaces.



Item No:87036


MODELING WAX

Perfect for polishing and protecting surfaces such as car models. Spread onto surface then lightly wipe off for deep and lustrous shine. 30ml container comes with polishing cloth.



WEATHERING STICK (MUD/SNOW/SAND/LT. EARTH)

Tamiya offers by far the easiest way to achieve realistic finishing effects on your scale models with the Weathering Stick. Use pen type container to simply paint color onto assembly kit or finished model. Choice of 4 colors available soon.



Item No:87077

LACQUER THINNER (250ml)

A diluted lacquer thinner that is "plastic friendly" for use with plastic models. Intended for various purposes including diluting lacquer paints, cleaning painting tools, cleaning off excess paint and putty and diluting Liquid Surface Primer.



18mm (87032) 10mm (87031) 6mm (87030)

MASKING TAPE

Thin, very strong adhesive tape for modeling use. Even adheres well to uneven surfaces. Will not absorb paint color, or leave unsightly marks, making it perfect for use with painted or unpainted scale and R/C models.



Medium (87083)

Fine (87084)

WEATHERING SPONGE BRUSH (MEDIUM/FINE)

Sponge brush designed for use with Weathering Master. Thick handle with durable fine brush tip allows detailed color application. Available in 2 sizes, medium (same size as Weathering Master Set-supplied applicator) and fine.



Item No:87099

CERA GREASE HG

This Cera-grease HG is made using Boron Nitride which gives it superior lubrication ability. Cera-grease can



Item No:87089

AIRBRUSH CLEANER (250ml)

Strong cleaning liquid is developed for airbrush maintenance, and can remove paint residues from internal components. Can also be used to clean paint stirrers and metal paint dishes.



Coarse (87068)

Fine (87069)

Finish (87070)

POLISHING COMPOUND (COARSE, FINE, FINISH)

Paste compound developed for use with plastic models. Choice of 3 types available: Coarse, perfectly suited to smoothing out rough surfaces; Fine, a general all-purpose compound; and Finish, designed to achieve glossy, polished surface.



Item No: 87085

Weathering Made Easy Sets include 3 colors and applicator.

- Finishing Abrasives P180 (87092)
- Finishing Abrasives P240 (87093)
- Finishing Abrasives P320 (87094)
- Finishing Abrasives P400 (87054)
- Finishing Abrasives P600 (87055)
- Finishing Abrasives P800 (87056)
- Finishing Abrasives P1000 (87057)
- Finishing Abrasives P1200 (87058)
- Finishing Abrasives P1500 (87059)
- Finishing Abrasives P2000 (87060)

FINISHING ABRASIVES

High quality sandpaper designed for use with plastic, metal or wood crafts. Perfect for preparing parts for cementing or sanding down putty. May be used for wet or dry rubbing. 1 piece of paper measures 93x227mm.

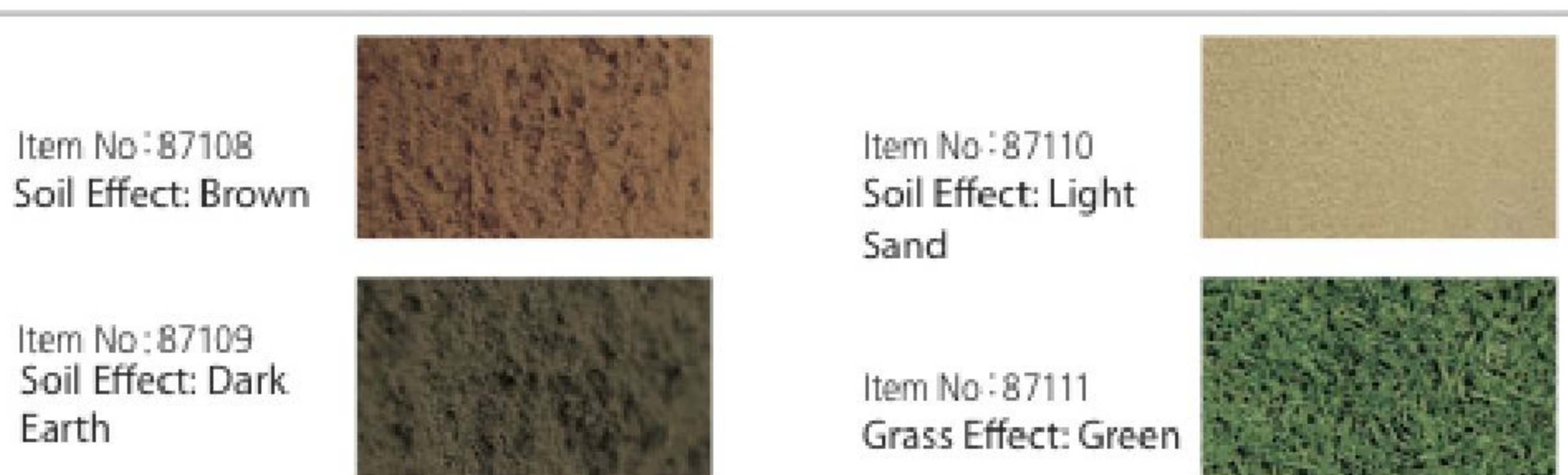


Item No:87090

COMPOUND APPLICATOR (3-COLOR SET)

Ideal for applying compounds to polish model surfaces and bring out a glossy finish. Cloths are made from fine fibers to maximize the effect of the compounds.

- A** Item No: 87079
Weathering Master A Set- Sand, Light Sand, Mud
Apply directly on top of painted model to achieve sand like finish.
- B** Item No: 87080
Weathering Master B Set- Snow, Soot, Rust
Apply on top of painted model to achieve snow, soot, or rust-like finish.
- C** Item No: 87085
Weathering Master C Set- Orange Rust, Gun Metal, Silver
Orange Rust is for a red tinted rusty metal. Gun Metal is used for an unpolished metal look. Silver color is used to achieve a polished metal look.
- D** Item No: 87088
Weathering Master D Set- Burnt Blue, Red, Oil Stain
Burnt Red for scorched metal look of exhaust pipes, and jet engine nozzles. Realistic brownish-gray oil stain color.
- E** Item No: 87098
Weathering Master E Set- Yellow, Gray, Green
Essential tool for adding the final touches of detail for combat vehicles such as tanks. Yellow can be used with German-grey color vehicles and Japanese warships. Green is great for Allied force vehicles.



Item No:87108
Soil Effect: Brown

Item No:87110
Soil Effect: Light Sand

Item No:87109
Soil Effect: Dark Earth

Item No:87111
Grass Effect: Green

DIORAMA TEXTURE PAINT

Tamiya Diorama Texture Paints are water-based and used for recreating surfaces. Special resin particles help produce realistic dirt surfaces. Apply to surface with a spatula, old paint brush or tooth pick. There is enough paint in each bottle to cover a B4-sized area. •40ml bottle •Drying time 3-5 hours.

● Specifications and availability are subject to change without notice

Check Tamiya's homepage for the latest releases! www.tamiyausa.com

TAMIYA AMERICA, INC. 36 DISCOVERY, STE 200, IRVINE, CA 92618

Tamiya Color, Finishing Materials

